






Belle Creek HOA - 2013 Homeowner Opinion Survey









1. How long have you lived in the Belle Creek neighborhood?

		Response Percent	Response Count
Less than 2 years		14.6%	19
2 to 5 years		20.8%	27
6+ years		64.6%	84
answered question			130
skipped question			1





2. Do you currently rent or own your home?

		Response Percent	Response Count
Rent		4.6%	6
Own		95.4%	125
answered question			131
skipped question			0





3. How many people currently live in your household?

		Response Percent	Response Count
1		7.7%	10
2		22.3%	29
3		20.8%	27
4		33.8%	44
5		12.3%	16
6		3.1%	4
7		0.0%	0
8+		0.0%	0
answered question			130
skipped question			1





4. How many children 11 years old and younger live in your household?

		Response Percent	Response Count
0		38.6%	49
1		26.8%	34
2		26.8%	34
3		7.9%	10
4		0.0%	0
5		0.0%	0
6+		0.0%	0
answered question			127
skipped question			4








5. How many young adults between 12 and 17 live in your household?

		Response Percent	Response Count
0		82.9%	107
1		10.1%	13
2		6.2%	8
3		0.8%	1
4		0.0%	0
5		0.0%	0
6+		0.0%	0
answered question			129
skipped question			2





6. In how many households in Belle Creek do you know at least one person on a first-name basis?

		Response Percent	Response Count
0 households		0.8%	1
1 to 5 households		42.3%	55
6 to 10 households		31.5%	41
11+ households		25.4%	33
answered question			130
skipped question			1

7. Please indicate which types of pets you own in your household.

			Response Percent	Response Count
Dog			63.6%	82
Cat			31.8%	41
Bird			2.3%	3
Hamster			0.8%	1
Fish			7.0%	9
Lizard			1.6%	2
None (don't own any pets)			17.8%	23
Other (please specify)				5
			answered question	129
			skipped question	2

8. How many more years do you anticipate living in Belle Creek?

		Response Percent	Response Count
Less than one year		3.1%	4
1 to 5 years		35.7%	46
6 to 10 years		32.6%	42
11+ years		28.7%	37
answered question			129
skipped question			2















9. Please rate the following statements regarding the Belle Creek neighborhood:

	Strongly Disagree		Disagree		Indifferent		Agree		Strongly Agree	Rating Average	Rating Count
1. Belle Creek is a safe place to live	0.8% (1)	0.0% (0)	1.5% (2)	6.1% (8)	6.1% (8)	11.5% (15)	42.7% (56)	18.3% (24)	13.0% (17)	5.92	131
2. Belle Creek is a clean, attractive neighborhood	0.0% (0)	0.8% (1)	5.3% (7)	8.4% (11)	5.3% (7)	12.2% (16)	42.7% (56)	15.3% (20)	9.9% (13)	5.62	131
3. Belle Creek is a great place to raise a family	0.8% (1)	1.5% (2)	1.5% (2)	3.8% (5)	6.2% (8)	6.2% (8)	42.3% (55)	18.5% (24)	19.2% (25)	6.08	130
4. Belle Creek offers great recreational amenities	0.8% (1)	0.8% (1)	10.7% (14)	6.1% (8)	13.0% (17)	16.8% (22)	28.2% (37)	12.2% (16)	11.5% (15)	5.23	131
5. I have great neighbors	0.8% (1)	0.8% (1)	5.3% (7)	3.8% (5)	6.1% (8)	13.0% (17)	30.5% (40)	13.7% (18)	26.0% (34)	5.99	131
Comment											30
answered question											131
skipped question											0

10. Please rate the HOA-sponsored social events in 2012

	0Did not attend	1Poor	2	3Average	4	5Excellent	Rating Average	Rating Count
Easter egg hunt (April)	63.3% (81)	0.8% (1)	0.8% (1)	11.7% (15)	12.5% (16)	10.9% (14)	2.42	128
Summer movie nights (May through August)	39.8% (51)	0.0% (0)	0.8% (1)	10.9% (14)	18.8% (24)	29.7% (38)	3.58	128
Community garage sale	30.5% (39)	0.0% (0)	2.3% (3)	23.4% (30)	18.0% (23)	25.8% (33)	3.76	128
Neighbors-to-neighbors night out (August)	52.3% (67)	1.6% (2)	3.1% (4)	10.9% (14)	14.8% (19)	17.2% (22)	2.86	128
Halloween party (October)	54.7% (70)	0.8% (1)	2.3% (3)	16.4% (21)	15.6% (20)	10.2% (13)	2.68	128
Christmas holiday party with Santa (December)	51.2% (65)	0.8% (1)	0.8% (1)	9.4% (12)	16.5% (21)	21.3% (27)	3.03	127
Christmas home decorating contest (December)	50.4% (63)	4.0% (5)	1.6% (2)	18.4% (23)	16.0% (20)	9.6% (12)	2.74	125
Tell us what worked well and what did not								28
answered question								128
skipped question								3

11. Please select those social events in which you and your household would be interested in participating in the future.



		Response Percent	Response Count
Community garden		34.1%	43
Easter egg hunt		42.1%	53
Summer movie nights in the park		74.6%	94
Community garage sale		69.0%	87
Neighbors-to-neighbors night out		54.8%	69
Halloween home decoration contest		24.6%	31
Christmas holiday party with Santa		46.0%	58
Christmas holiday home decoration contest		30.2%	38
Summer barbeque party		76.2%	96
Neighborhood charitable food or clothing drive		59.5%	75
Ice cream social		54.8%	69
5k or 10k race		52.4%	66
Community dumpster pick-up day		71.4%	90
Community bike rides		35.7%	45
Other social events we should consider (please specify)			24

answered question	126
skipped question	5



12. Please indicate the approximate frequency with which you and your household have used the following Belle Creek amenities within the past 12 months:

	Never	Less than once a month	Once per month	Twice per month	More than twice per month	Rating Average	Rating Count
Outdoor parks	5.4% (7)	13.1% (17)	16.2% (21)	10.8% (14)	54.6% (71)	3.96	130
Indoor exercise equipment	28.1% (36)	21.1% (27)	7.0% (9)	3.9% (5)	39.8% (51)	3.06	128
Indoor basketball court	50.4% (65)	24.8% (32)	4.7% (6)	5.4% (7)	14.7% (19)	2.09	129
Computer lab	53.1% (69)	27.7% (36)	5.4% (7)	6.9% (9)	6.9% (9)	1.87	130
Exercise/dance/sports class at the recreation center	58.3% (74)	20.5% (26)	6.3% (8)	4.7% (6)	10.2% (13)	1.88	127
Community garden	70.5% (91)	6.2% (8)	0.8% (1)	0.8% (1)	21.7% (28)	1.97	129
answered question							130
skipped question							1



13. Were you aware that Belle Creek residents are eligible for discounted rates at the Bright Horizons Early Learning Center?

		Response Percent	Response Count
Yes		51.5%	67
No		48.5%	63
answered question			130
skipped question			1






14. Are you aware that Belle Creek residents receive priority enrollment at the Belle Creek Charter School?

		Response Percent	Response Count
Yes		73.8%	96
No		26.2%	34
answered question			130
skipped question			1

15. Are you aware that Belle Creek residents can use the Fitness Center and Technology Center without charge?

		Response Percent	Response Count
Yes		90.7%	117
No		9.3%	12
answered question			129
skipped question			2

16. Please rate the quality of Belle Creek's common area landscaping maintenance in 2012

		Response Percent	Response Count
0 - Poor		1.6%	2
1 - Below Avg		3.1%	4
2 - Average		40.9%	52
3 - Above Avg		42.5%	54
4 - Excellent		11.8%	15
Comments			27
answered question			127
skipped question			4

17. Please rate the quality of Belle Creek outdoor playgrounds

	0No Opinion	1Poor	2	3Below Average	4	5Average	6	7Above Average	8	9Excellent	Rating Average	Rating Count
Cleanliness of playground equipment	21.7% (28)	0.0% (0)	0.0% (0)	1.6% (2)	2.3% (3)	18.6% (24)	14.0% (18)	24.0% (31)	7.8% (10)	10.1% (13)	5.12	129
Maintenance of playground equipment	23.3% (30)	0.0% (0)	0.0% (0)	0.8% (1)	1.6% (2)	16.3% (21)	10.9% (14)	26.4% (34)	9.3% (12)	11.6% (15)	5.19	129
Quality of playground equipment	21.7% (28)	0.0% (0)	0.0% (0)	1.6% (2)	1.6% (2)	18.6% (24)	10.1% (13)	24.8% (32)	10.1% (13)	11.6% (15)	5.23	129
Quality of playground surface	22.5% (29)	2.3% (3)	0.0% (0)	1.6% (2)	3.9% (5)	22.5% (29)	9.3% (12)	19.4% (25)	7.0% (9)	11.6% (15)	4.87	129
Overall quality of park areas	7.8% (10)	0.8% (1)	0.0% (0)	1.6% (2)	3.9% (5)	13.3% (17)	16.4% (21)	34.4% (44)	9.4% (12)	12.5% (16)	6.14	128

Comments 23

answered question 129

skipped question 2

18. Lawns & Trees: Please rank the level of importance regarding homeowner compliance with each of the following "lawn & tree" issues:

	1Not Important	2	3	4	5Indifferent	6	7	8	9Very Important	Rating Average	Rating Count
Mowed lawns	1.6% (2)	1.6% (2)	1.6% (2)	0.8% (1)	7.0% (9)	10.1% (13)	20.9% (27)	11.6% (15)	45.0% (58)	7.52	129
Removing dead/dying trees	1.6% (2)	1.6% (2)	0.8% (1)	0.0% (0)	10.9% (14)	6.2% (8)	18.6% (24)	13.2% (17)	47.3% (61)	7.60	129
Removing tree stumps	4.7% (6)	0.0% (0)	1.6% (2)	3.1% (4)	17.1% (22)	3.1% (4)	15.5% (20)	14.0% (18)	41.1% (53)	7.16	129
Trimming tree branches (reduce impairment to pedestrian and/or street traffic)	3.9% (5)	1.6% (2)	0.8% (1)	0.8% (1)	14.8% (19)	7.0% (9)	15.6% (20)	12.5% (16)	43.0% (55)	7.25	128
Comments											30
answered question											129
skipped question											2

19. Weeds: Please rank the level of importance regarding homeowner compliance with each of the following "weed" issues:

	1Not Important	2	3	4	5Indifferent	6	7	8	9Very Important	Rating Average	Rating Count
Removing most weeds in driveway/sidewalk cracks	2.3% (3)	3.9% (5)	2.3% (3)	4.7% (6)	11.6% (15)	11.6% (15)	18.6% (24)	10.9% (14)	34.1% (44)	6.88	129
Removing most weeds/grass in rockbeds	2.3% (3)	2.3% (3)	4.7% (6)	3.9% (5)	8.6% (11)	10.9% (14)	21.9% (28)	15.6% (20)	29.7% (38)	6.91	128
Removing most weeds/grass in flowerbeds	2.3% (3)	3.1% (4)	3.9% (5)	3.1% (4)	14.0% (18)	11.6% (15)	17.8% (23)	12.4% (16)	31.8% (41)	6.82	129
Removing most weeds in front yards	1.6% (2)	0.8% (1)	2.3% (3)	4.7% (6)	8.6% (11)	10.9% (14)	16.4% (21)	12.5% (16)	42.2% (54)	7.32	128
Comments											20
answered question											129
skipped question											2

20. Structure Maintenance: Please rank the level of importance regarding homeowner compliance with each of the following "structural maintenance" issues:

	1Not Important	2	3	4	5Indifferent	6	7	8	9Very Important	Rating Average	Rating Count
Repairing broken or missing fence pickets	1.6% (2)	0.0% (0)	0.8% (1)	1.6% (2)	10.2% (13)	5.5% (7)	20.3% (26)	12.5% (16)	47.7% (61)	7.65	128
Staining worn/faded/discolored fences	8.7% (11)	0.8% (1)	1.6% (2)	2.4% (3)	19.8% (25)	10.3% (13)	13.5% (17)	14.3% (18)	28.6% (36)	6.52	126
Repairing/replacing broken windows and storm doors	0.8% (1)	0.0% (0)	0.8% (1)	1.6% (2)	6.2% (8)	7.0% (9)	19.4% (25)	17.1% (22)	47.3% (61)	7.80	129
Repairing/replacing broken/bent garage doors	1.6% (2)	0.0% (0)	0.8% (1)	0.0% (0)	9.3% (12)	11.6% (15)	20.2% (26)	14.7% (19)	41.9% (54)	7.56	129
Painting worn/faded paint on house trimming and porch rails	1.6% (2)	0.0% (0)	1.6% (2)	0.8% (1)	14.1% (18)	7.8% (10)	21.1% (27)	18.0% (23)	35.2% (45)	7.34	128
Power washing cobwebs and dirt off of house siding	1.6% (2)	1.6% (2)	0.8% (1)	2.3% (3)	19.4% (25)	20.2% (26)	17.1% (22)	13.2% (17)	24.0% (31)	6.75	129
Comments											19
answered question											129
skipped question											2

21. Cars & Trucks: Please rank the level of importance regarding homeowner compliance with each of the following "car & truck" issues:

	1Not Important	2	3	4	5Indifferent	6	7	8	9Very Important	Rating Average	Rating Count
Removing oil stains in driveways	17.8% (23)	1.6% (2)	4.7% (6)	3.9% (5)	30.2% (39)	7.8% (10)	14.0% (18)	3.9% (5)	16.3% (21)	5.23	129
Prohibit the parking of trailers and boats on streets	12.4% (16)	3.1% (4)	3.1% (4)	0.0% (0)	9.3% (12)	3.1% (4)	14.7% (19)	10.1% (13)	44.2% (57)	6.74	129
Prohibit the parking of trailers and boats in driveways	21.9% (28)	3.1% (4)	2.3% (3)	0.8% (1)	26.6% (34)	3.9% (5)	10.2% (13)	3.1% (4)	28.1% (36)	5.44	128
Remove non-operational cars parked in driveways	18.6% (24)	1.6% (2)	1.6% (2)	0.0% (0)	19.4% (25)	8.5% (11)	6.2% (8)	7.0% (9)	37.2% (48)	6.09	129
Comments											24
answered question											129
skipped question											2

22. Trash: Please rank the level of importance regarding homeowner compliance with each of the following "trash" issues:

	1Not Important	2	3	4	5Indifferent	6	7	8	9Very Important	Rating Average	Rating Count
Move trashcans to garage or backyard within 24 hours before and after trash pickup	8.5% (11)	0.8% (1)	3.9% (5)	0.8% (1)	15.5% (20)	7.0% (9)	19.4% (25)	13.2% (17)	31.0% (40)	6.64	129
Remove trash in the yard	0.0% (0)	0.0% (0)	1.6% (2)	0.8% (1)	7.1% (9)	4.8% (6)	11.9% (15)	15.9% (20)	57.9% (73)	8.04	126
Comments											15
answered question											129
skipped question											2







23. Porch Maintenance: Please rank the level of importance regarding homeowner compliance with each of the following "porch maintenance" issues:

	1Not Important	2	3	4	5Indifferent	6	7	8	9Very Important	Rating Average	Rating Count
Prohibit storage of barbeque grills, equipment, and/or boxes on porch or side of house	20.2% (26)	2.3% (3)	3.9% (5)	0.0% (0)	22.5% (29)	6.2% (8)	15.5% (20)	7.0% (9)	22.5% (29)	5.53	129
Remove trash or "junk" on the porch	3.9% (5)	0.8% (1)	3.1% (4)	1.6% (2)	8.5% (11)	5.4% (7)	17.1% (22)	12.4% (16)	47.3% (61)	7.40	129
Repair or replace broken or poorly maintained furnishings on porches (e.g. benches, chairs, etc)	7.8% (10)	1.6% (2)	3.1% (4)	1.6% (2)	12.5% (16)	10.2% (13)	16.4% (21)	11.7% (15)	35.2% (45)	6.75	128
Comments											26
answered question											129
skipped question											2







24. Please rank the quality of covenant enforcement over the past 12 months.

	NoOpinion	StronglyDisagree		Neither Agreenor Disagree		StronglyAgree	Rating Average	Rating Count
Covenants are consistently enforced throughout the community	13.2% (17)	43.4% (56)	11.6% (15)	20.2% (26)	7.8% (10)	3.9% (5)	1.78	129
Covenants are reasonably enforced throughout the community	15.5% (20)	33.3% (43)	12.4% (16)	20.2% (26)	11.6% (15)	7.0% (9)	2.00	129
Comment								34
answered question								129
skipped question								2










25. Please mark all answers that best describe the neighborhood's overall level of compliance with the Belle Creek covenants throughout the past year

		Response Percent	Response Count
No opinion		6.2%	8
Numerous homes appeared to have serious violations		28.7%	37
A few homes appeared to have serious violations		31.8%	41
Numerous homes appeared to have minor violations		20.9%	27
A few homes appeared to have minor violations		25.6%	33
Most homes appeared to be reasonably in compliance		25.6%	33
		Comment	16
		answered question	129
		skipped question	2



26. For violations such as excessive weeds, oil stains or tree trimming, how long should the HOA allow such violations to remain unaddressed? (Before responding, consider the reasons homeowners may have for not addressing violation notices immediately such as vacation, out-of-town work assignment, serious illness, serious illness of a family member, etc)

		Response Percent	Response Count
1 week		1.6%	2
2 weeks		18.1%	23
3 weeks		8.7%	11
4 week		45.7%	58
5 weeks		9.4%	12
6+ weeks		16.5%	21
		Comment	18
		answered question	127
		skipped question	4

27. What % of homes in the neighborhood appear to be in need of repainting?

		Response Percent	Response Count
Less than 10%		28.3%	36
11% to 20%		10.2%	13
21% to 30%		18.9%	24
31% to 40%		11.0%	14
41% to 50%		7.9%	10
51% to 60%		11.0%	14
61% to 70%		7.1%	9
71% to 80%		4.7%	6
81% to 90%		0.8%	1
91% to 100%		0.0%	0
answered question			127
skipped question			4

28. Belle Creek is tied with six other neighborhoods in Commerce City for having the narrowest streets in the City. Would you be in favor of Commerce City implementing an ordinance that prohibits overnight parking on Belle Creek neighborhood streets?

		Response Percent	Response Count
Yes		17.1%	22
No		82.9%	107
		Comments/Thoughts	61
		answered question	129
		skipped question	2

29. Please provide in the textbox below any other issues or concerns you may have regarding the enforcement of covenants in Belle Creek.

		Response Count
		37
answered question		37
skipped question		94

30. What type of retail development would you prefer to see occur in the Belle Creek retail development area at 104th Avenue and Belle Creek Boulevard?

	Opposed		Indifferent		In favor	Rating Average	Rating Count
Drive-thru food chains (e.g. Taco Bell, KFC, Good Times, Sonic, Pizza Hut)	45.2% (57)	7.1% (9)	20.6% (26)	11.9% (15)	15.1% (19)	2.44	126
Other fast food chains (e.g. Chipotle, Noodles & Co, Quiznos)	17.3% (22)	0.0% (0)	8.7% (11)	21.3% (27)	52.8% (67)	3.92	127
Restaurants (e.g. Chilis, Applebees, Famous Daves, Red Robin, Olive Garden)	7.8% (10)	2.3% (3)	7.0% (9)	24.2% (31)	58.6% (75)	4.23	128
Coffee (e.g. Starbucks, Caribou, Dunkin Doughnuts)	4.0% (5)	0.0% (0)	9.6% (12)	17.6% (22)	68.8% (86)	4.47	125
Gas Station	21.3% (27)	8.7% (11)	14.2% (18)	15.0% (19)	40.9% (52)	3.46	127
Drug Store (e.g. Walgreens, Rite Aide)	25.2% (32)	5.5% (7)	17.3% (22)	20.5% (26)	31.5% (40)	3.28	127
Health/vitamin store (e.g. GNC, Vitamine Shoppe)	13.6% (17)	6.4% (8)	37.6% (47)	18.4% (23)	24.0% (30)	3.33	125
Dollar store (e.g. Family Dollar, Dollar Tree)	72.0% (90)	8.0% (10)	13.6% (17)	3.2% (4)	3.2% (4)	1.58	125
Pet supplies	22.4% (28)	8.8% (11)	43.2% (54)	10.4% (13)	15.2% (19)	2.87	125
Printing/copying (e.g. FedEx, UPS, Kinkos)	23.6% (29)	6.5% (8)	39.0% (48)	13.0% (16)	17.9% (22)	2.95	123
Laundry services (e.g. drycleaning)	30.6% (38)	9.7% (12)	34.7% (43)	8.9% (11)	16.1% (20)	2.70	124

Automotive parts (e.g. Autozone, O' Rielly)	54.5% (67)	10.6% (13)	22.8% (28)	3.3% (4)	8.9% (11)	2.02	123
---	------------	------------	------------	----------	-----------	------	-----

Please list other retail stores you would like to see established in the Belle Creek retail development zone: 37








answered question	128
skipped question	3

31. Do you know of any businesses that are considering establishing retail locations in this area?				Response Percent	Response Count
Yes	<div><div></div></div>			3.1%	4
No	<div><div></div></div>			96.9%	124
				answered question	128
				skipped question	3

32. The Belle Creek retail development listing brokers would like to contact these businesses and discuss with them the opportunities and advantages of expanding their businesses into the Belle Creek district. Please provide any contact information regarding these businesses below. We appreciate your referrals!

		Response Count
		0
answered question		0
skipped question		131

33. Which school does your child (children) attend?

		Response Percent	Response Count
Not applicable (no school-age children)		47.2%	60
Belle Creek Charter		29.9%	38
Thimmig Elementary		6.3%	8
Turnberry Elementary		0.0%	0
Henderson Elementary		0.0%	0
Prairie View Middle School		1.6%	2
Prairie View High School		1.6%	2
Landmark Academy		1.6%	2
Home School		0.0%	0
Other School (please specify)		19.7%	25
answered question			127
skipped question			4

34. How satisfied are you with the quality of education currently provided to your child (children)?

	Don't Know	Very Unsatisfied	Somewhat Unsatisfied	Neither Satisfied or Unsatisfied	Somewhat Satisfied	Very Satisfied	N/A	Rating Average	Rating Count
	5.6% (7)	2.4% (3)	3.2% (4)	2.4% (3)	12.9% (16)	33.1% (41)	40.3% (50)	3.91	124
answered question									124
skipped question									7

35. Please comment on how you believe your child's (children's) education experience could be improved.

	Response Count
	36
answered question	36
skipped question	95