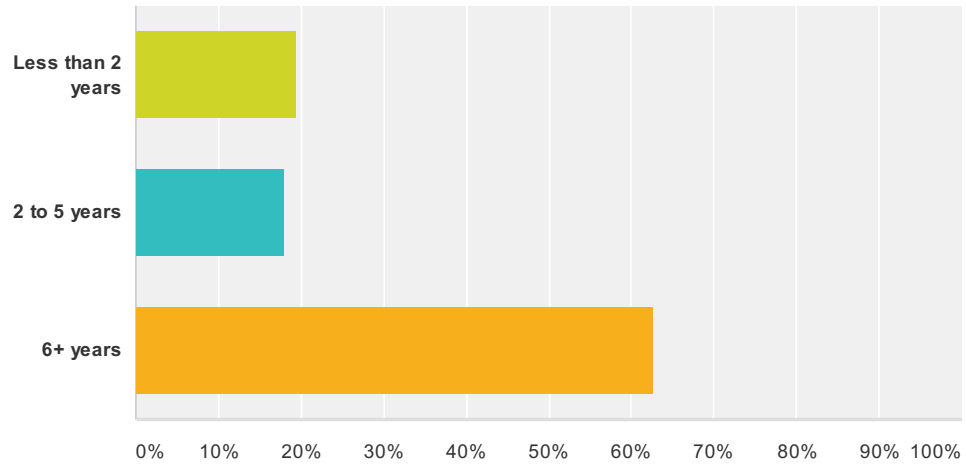


# Belle Creek HOA 2014 Survey

## Q1 How long have you lived in the Belle Creek neighborhood?

Answered: 123 Skipped: 1

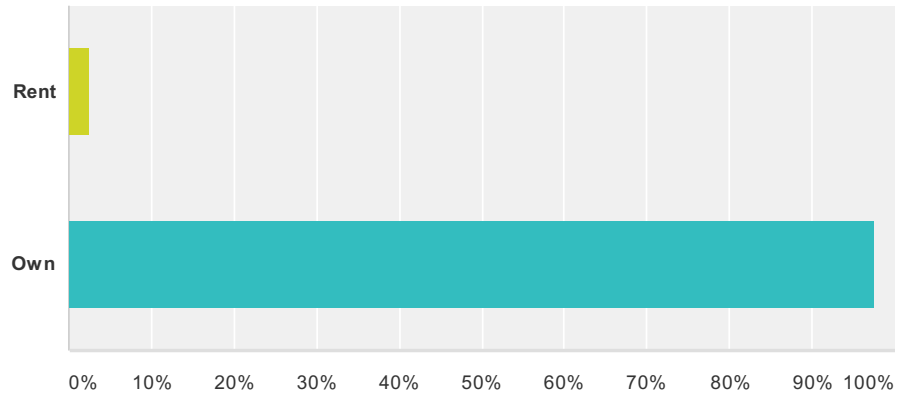


Answer Choices	Responses	
Less than 2 years	19.51%	24
2 to 5 years	17.89%	22
6+ years	62.60%	77
Total		123

# Belle Creek HOA 2014 Survey

## Q2 Do you currently rent or own your home?

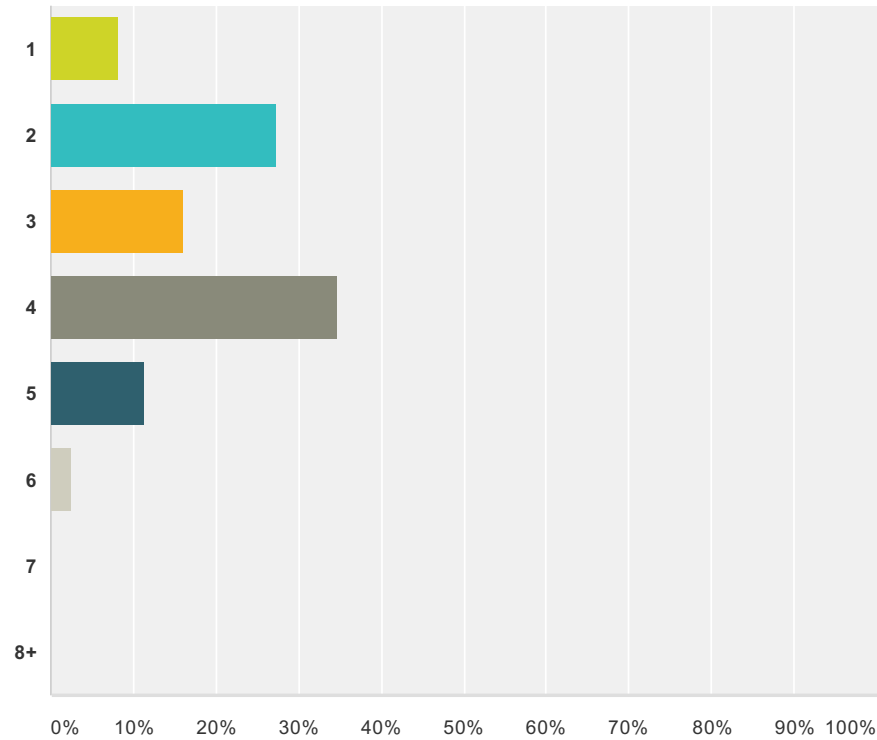
Answered: 123 Skipped: 1



Answer Choices	Responses	
Rent	2.44%	3
Own	97.56%	120
<b>Total</b>		<b>123</b>

### Q3 How many people currently live in your household?

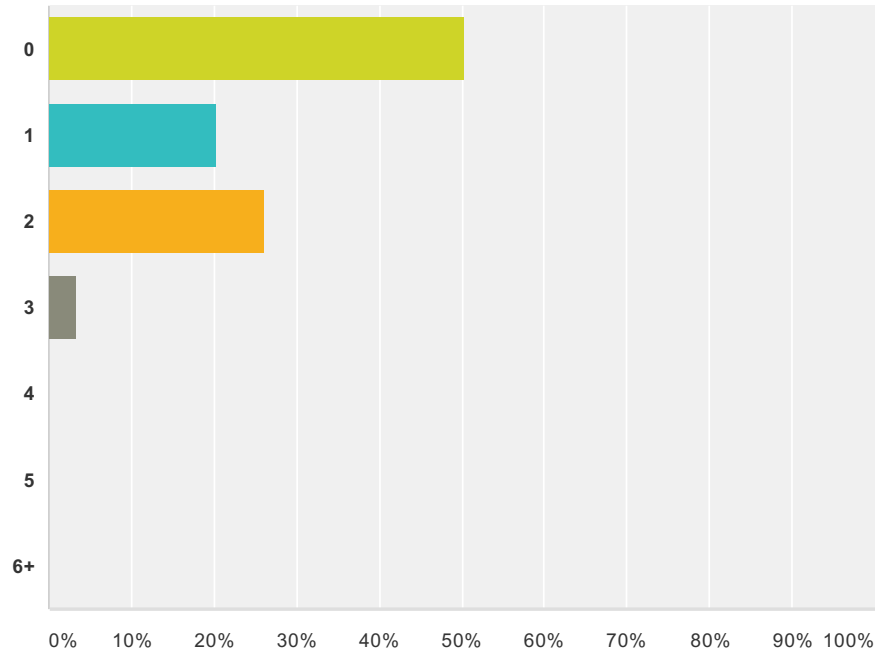
Answered: 124 Skipped: 0



Answer Choices	Responses	
1	8.06%	10
2	27.42%	34
3	16.13%	20
4	34.68%	43
5	11.29%	14
6	2.42%	3
7	0.00%	0
8+	0.00%	0
<b>Total</b>		<b>124</b>

## Q4 How many children 11 years old and younger live in your household?

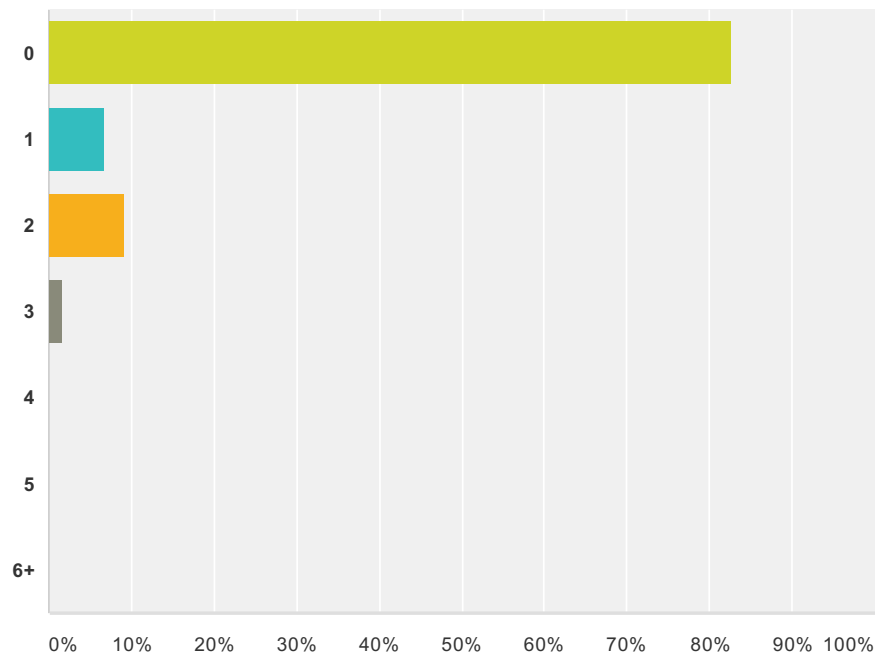
Answered: 123 Skipped: 1



Answer Choices	Responses	
0	50.41%	62
1	20.33%	25
2	26.02%	32
3	3.25%	4
4	0.00%	0
5	0.00%	0
6+	0.00%	0
<b>Total</b>		<b>123</b>

## Q5 How many young adults between 12 and 17 live in your household?

Answered: 121 Skipped: 3

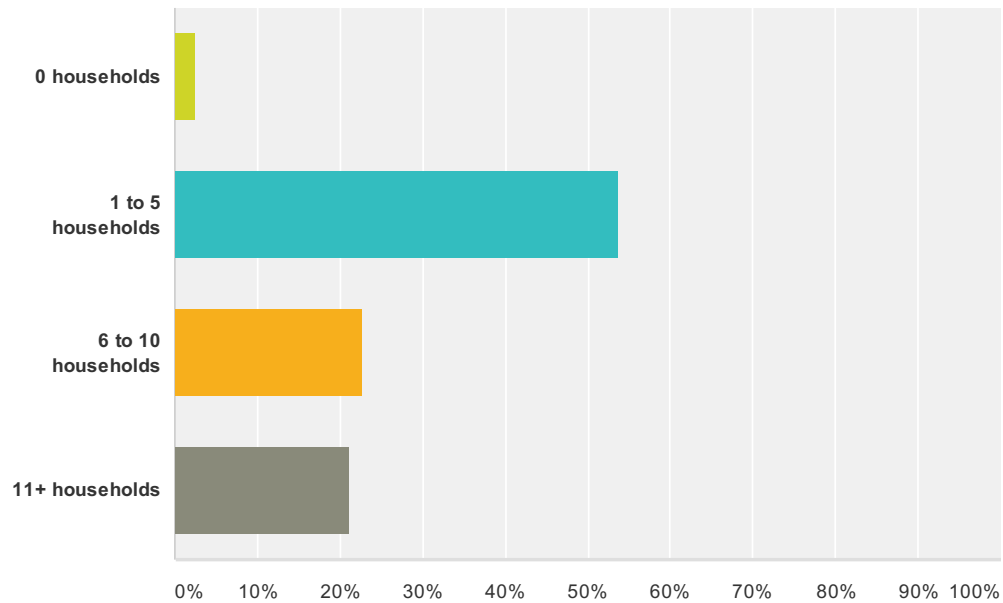


Answer Choices	Responses	
0	82.64%	100
1	6.61%	8
2	9.09%	11
3	1.65%	2
4	0.00%	0
5	0.00%	0
6+	0.00%	0
<b>Total</b>		<b>121</b>

# Belle Creek HOA 2014 Survey

## Q6 In how many households in Belle Creek do you know at least one person on a first-name basis?

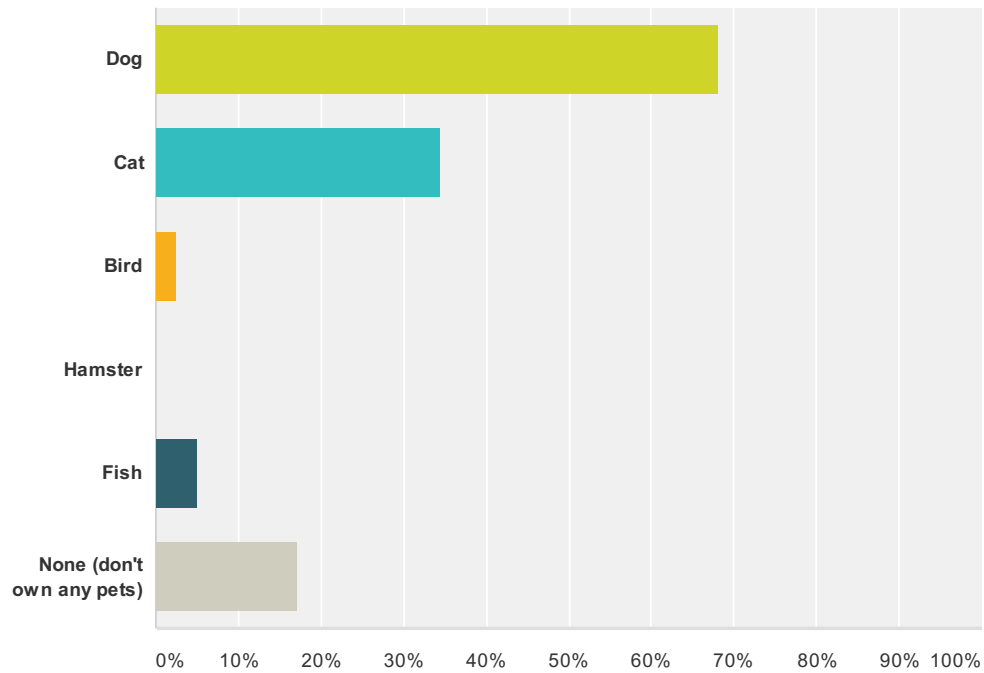
Answered: 123 Skipped: 1



Answer Choices	Responses
0 households	2.44% 3
1 to 5 households	53.66% 66
6 to 10 households	22.76% 28
11+ households	21.14% 26
<b>Total</b>	<b>123</b>

**Q7 Please indicate which types of pets you own in your household.**

Answered: 122 Skipped: 2

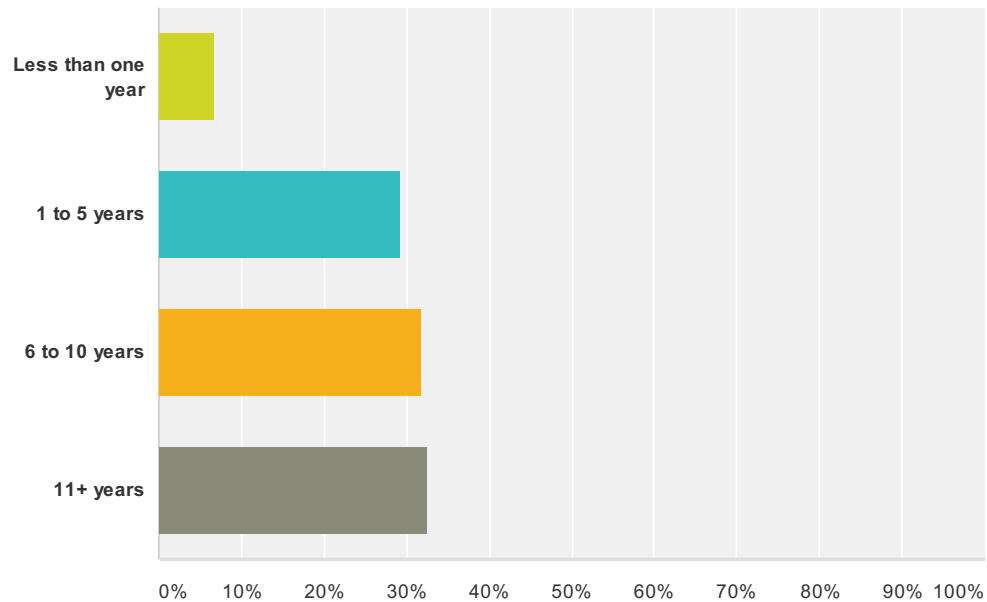


Answer Choices	Responses	
Dog	68.03%	83
Cat	34.43%	42
Bird	2.46%	3
Hamster	0.00%	0
Fish	4.92%	6
None (don't own any pets)	17.21%	21
Total Respondents: 122		

# Belle Creek HOA 2014 Survey

## Q8 How many more years do you anticipate living in Belle Creek?

Answered: 120 Skipped: 4



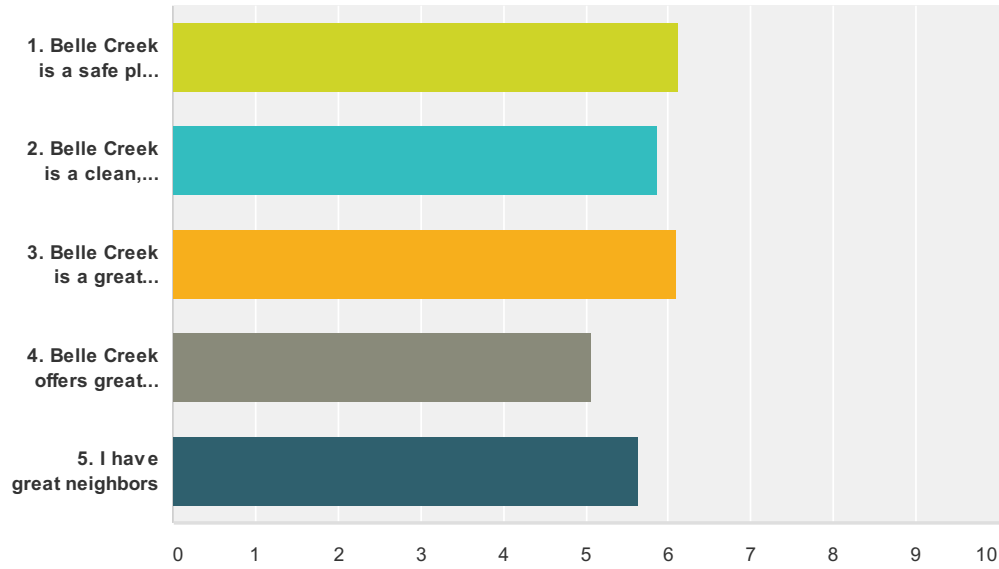
Answer Choices	Responses	
Less than one year	6.67%	8
1 to 5 years	29.17%	35
6 to 10 years	31.67%	38
11+ years	32.50%	39
<b>Total</b>		<b>120</b>



# Belle Creek HOA 2014 Survey

## Q9 Please rate the following statements regarding the Belle Creek neighborhood:

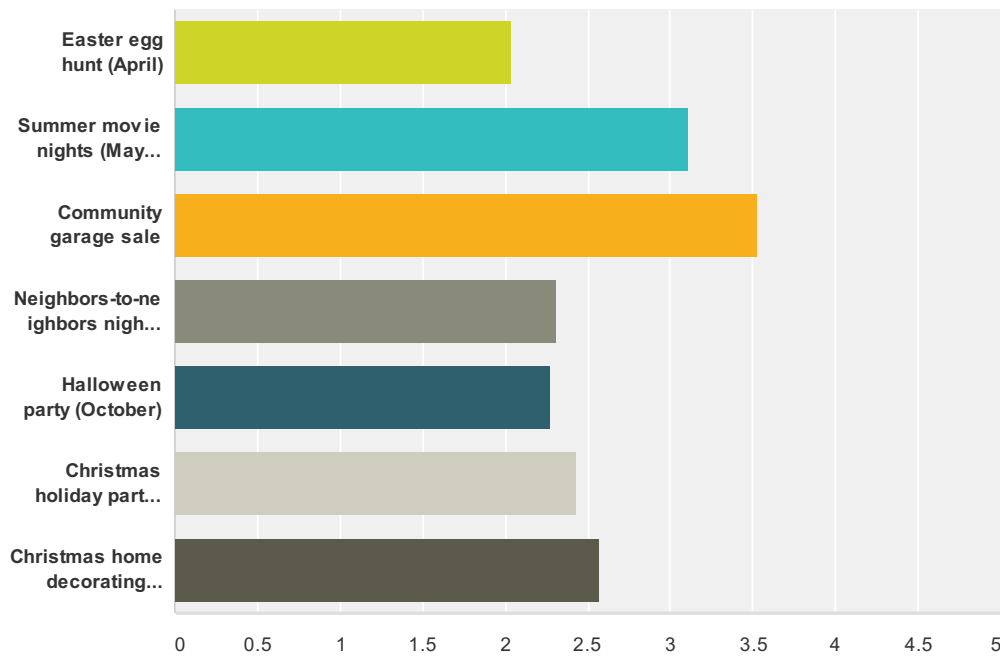
Answered: 123 Skipped: 1



	Strongly Disagree	(no label)	Disagree	(no label)	Indifferent	(no label)	Agree	(no label)	Strongly Agree	Total	Average Rating
1. Belle Creek is a safe place to live	0.00% 0	0.00% 0	0.81% 1	5.69% 7	4.88% 6	8.13% 10	46.34% 57	17.89% 22	16.26% 20	123	6.12
2. Belle Creek is a clean, attractive neighborhood	0.00% 0	0.00% 0	4.13% 5	2.48% 3	4.13% 5	16.53% 20	47.11% 57	16.53% 20	9.09% 11	121	5.86
3. Belle Creek is a great place to raise a family	0.00% 0	0.00% 0	1.65% 2	0.83% 1	13.22% 16	4.96% 6	46.28% 56	16.53% 20	16.53% 20	121	6.09
4. Belle Creek offers great recreational amenities	0.00% 0	0.83% 1	12.40% 15	10.74% 13	11.57% 14	11.57% 14	33.88% 41	9.09% 11	9.92% 12	121	5.08
5. I have great neighbors	2.48% 3	0.83% 1	4.96% 6	1.65% 2	14.88% 18	12.40% 15	33.06% 40	9.92% 12	19.83% 24	121	5.64

## Q10 Please rate the HOA-sponsored social events in 2013

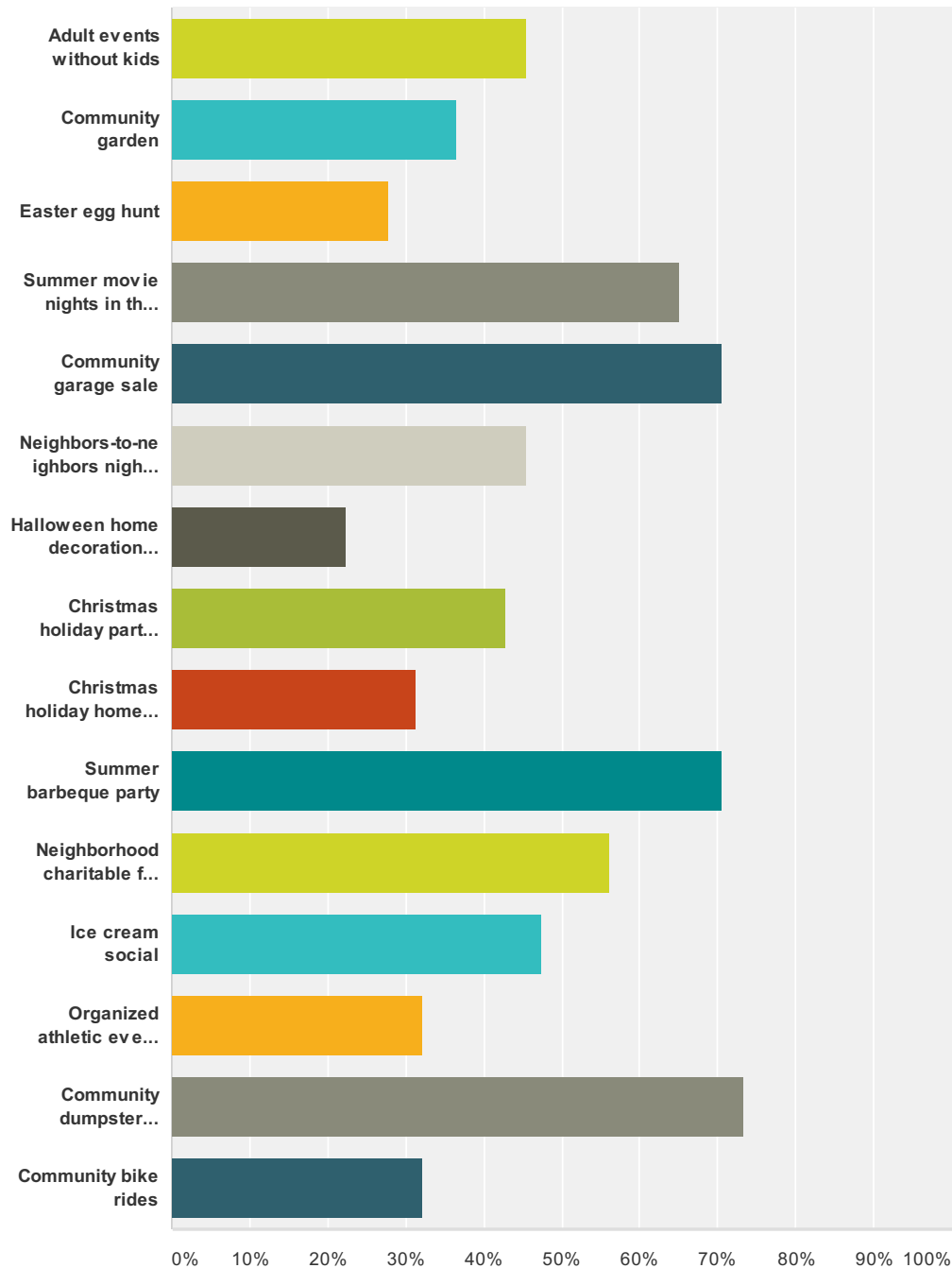
Answered: 119 Skipped: 5



	0Did not attend	1Poor	2	3Average	4	5Excellent	Total	Average Rating
Easter egg hunt (April)	72.03% 85	1.69% 2	1.69% 2	7.63% 9	8.47% 10	8.47% 10	118	2.04
Summer movie nights (May through August)	48.31% 57	0.85% 1	0.85% 1	12.71% 15	16.10% 19	21.19% 25	118	3.11
Community garage sale	33.05% 39	0.85% 1	5.93% 7	19.49% 23	22.03% 26	18.64% 22	118	3.53
Neighbors-to-neighbors night out (August)	64.96% 76	1.71% 2	2.56% 3	7.69% 9	14.53% 17	8.55% 10	117	2.31
Halloween party (October)	63.79% 74	0.86% 1	3.45% 4	12.93% 15	13.79% 16	5.17% 6	116	2.28
Christmas holiday party with Santa (December)	64.10% 75	0.85% 1	0.85% 1	5.98% 7	18.80% 22	9.40% 11	117	2.43
Christmas home decorating contest (December)	53.39% 63	5.93% 7	3.39% 4	13.56% 16	15.25% 18	8.47% 10	118	2.57

**Q11 Please select those social events in which you and your household would be interested in participating in the future.**

Answered: 112 Skipped: 12



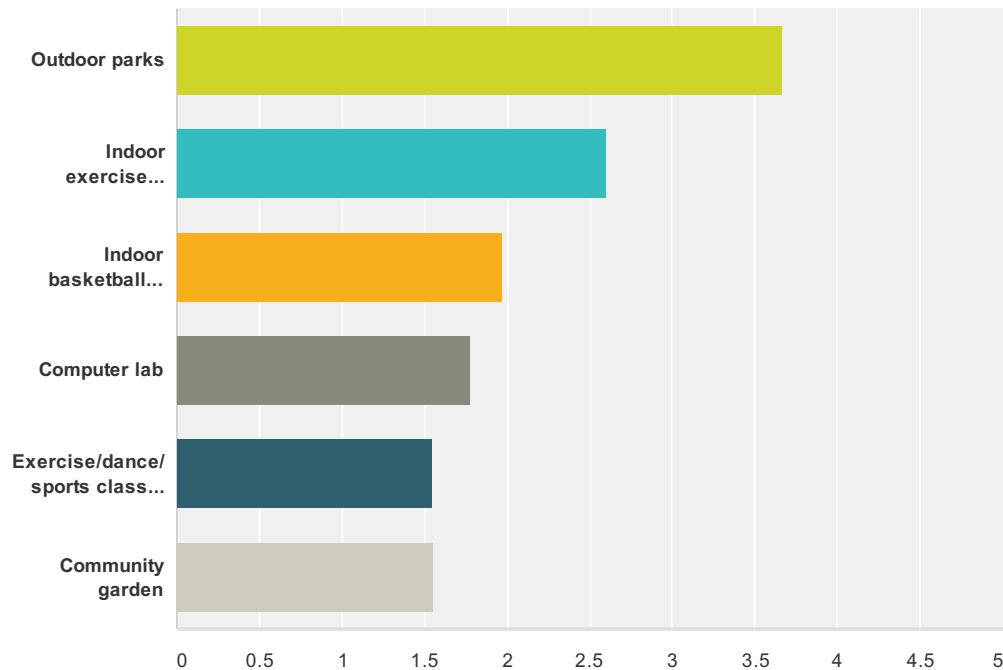
Answer Choices	Responses	
Adult events without kids	45.54%	51
Community garden	36.61%	41
Easter egg hunt	27.68%	31
Summer movie nights in the park	65.18%	73
Community garage sale	70.54%	79

## Belle Creek HOA 2014 Survey

Neighbors-to-neighbors night out	45.54%	51
Halloween home decoration contest	22.32%	25
Christmas holiday party with Santa	42.86%	48
Christmas holiday home decoration contest	31.25%	35
Summer barbeque party	70.54%	79
Neighborhood charitable food or clothing drive	56.25%	63
Ice cream social	47.32%	53
Organized athletic events (please specify event(s) in comment section below)	32.14%	36
Community dumpster pick-up day	73.21%	82
Community bike rides	32.14%	36
<b>Total Respondents: 112</b>		

**Q12 Please indicate the approximate frequency with which you and your household have used the following Belle Creek amenities within the past 12 months:**

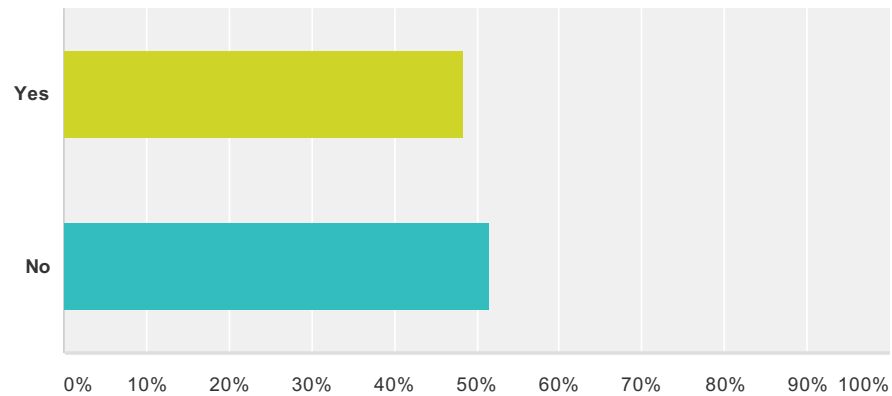
Answered: 120 Skipped: 4



	Never	Less than once a month	Once per month	Twice per month	More than twice per month	Total	Average Rating
Outdoor parks	10.92% 13	16.81% 20	15.13% 18	9.24% 11	47.90% 57	119	3.66
Indoor exercise equipment	36.75% 43	24.79% 29	7.69% 9	3.42% 4	27.35% 32	117	2.60
Indoor basketball court	58.97% 69	16.24% 19	6.84% 8	4.27% 5	13.68% 16	117	1.97
Computer lab	62.71% 74	19.49% 23	5.93% 7	1.69% 2	10.17% 12	118	1.77
Exercise/dance/sports class at the recreation center	71.19% 84	17.80% 21	3.39% 4	0.00% 0	7.63% 9	118	1.55
Community garden	81.58% 93	5.26% 6	0.88% 1	0.00% 0	12.28% 14	114	1.56

**Q13 Were you aware that Belle Creek residents are eligible for discounted rates at the Bright Horizons Early Learning Center?**

Answered: 120 Skipped: 4

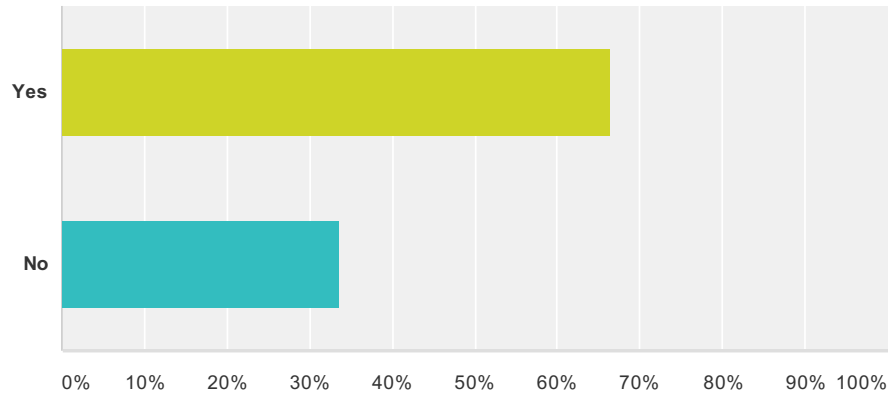


Answer Choices	Responses	
Yes	48.33%	58
No	51.67%	62
Total		120

# Belle Creek HOA 2014 Survey

## Q14 Were you aware that Belle Creek residents receive priority enrollment at the Belle Creek Charter School?

Answered: 119 Skipped: 5

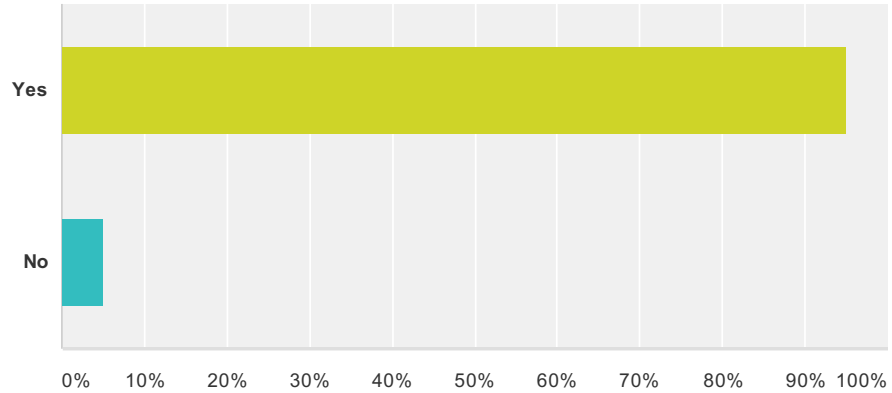


Answer Choices	Responses	
Yes	66.39%	79
No	33.61%	40
Total		119

# Belle Creek HOA 2014 Survey

## Q15 Were you aware that Belle Creek residents can use the Fitness Center and Technology Center without charge?

Answered: 120 Skipped: 4

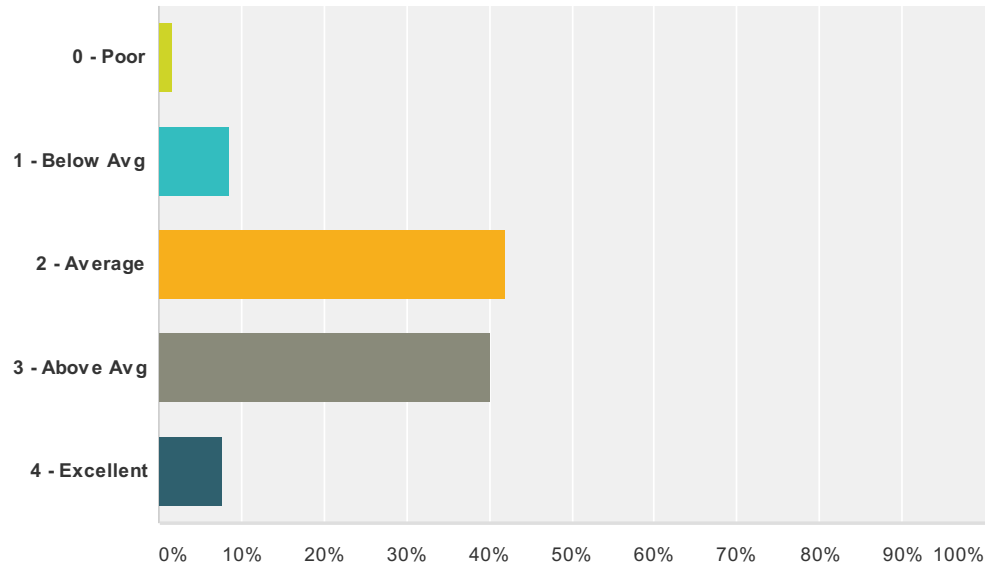


Answer Choices	Responses	
Yes	95.00%	114
No	5.00%	6
Total		120



**Q16 Please rate the quality of Belle Creek's  
common area landscaping maintenance in  
2013**

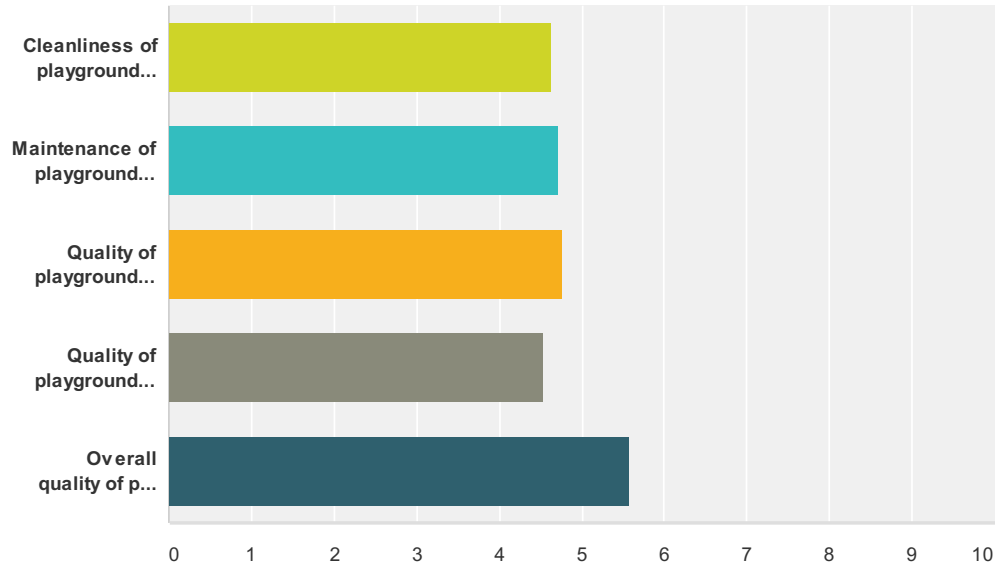
Answered: 117 Skipped: 7



Answer Choices	Responses	
0 - Poor	1.71%	2
1 - Below Avg	8.55%	10
2 - Average	41.88%	49
3 - Above Avg	40.17%	47
4 - Excellent	7.69%	9
<b>Total</b>		<b>117</b>

## Q17 Please rate the quality of Belle Creek outdoor playgrounds

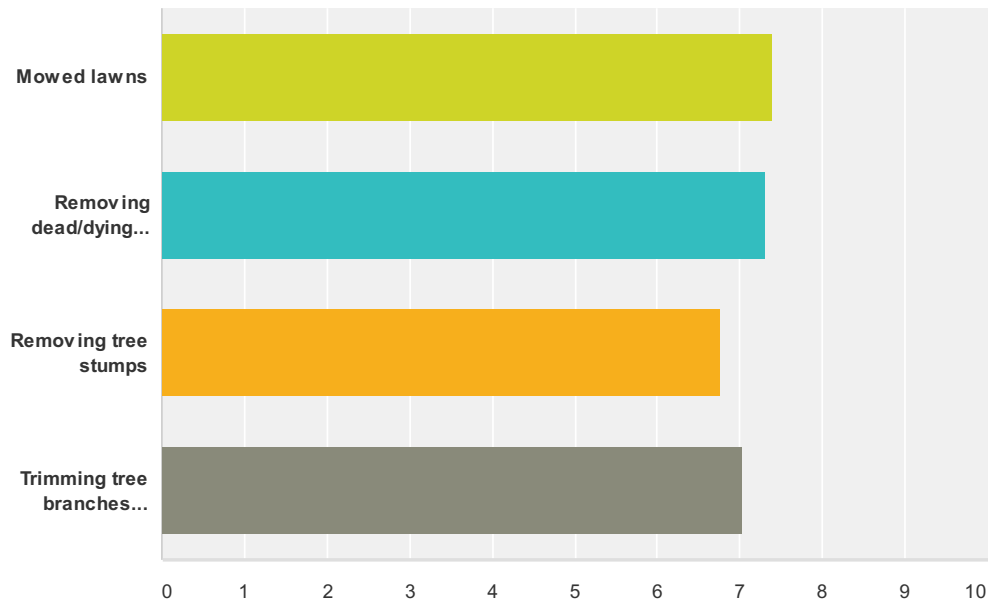
Answered: 119 Skipped: 5



	0No Opinion	1Poor	2	3Below Average	4	5Average	6	7Above Average	8	9Excellent	Total	Average Rating
Cleanliness of playground equipment	27.73% 33	0.00% 0	0.84% 1	0.84% 1	1.68% 2	20.17% 24	7.56% 9	31.09% 37	2.52% 3	7.56% 9	119	4.63
Maintenance of playground equipment	26.89% 32	0.00% 0	0.00% 0	1.68% 2	2.52% 3	17.65% 21	9.24% 11	31.09% 37	4.20% 5	6.72% 8	119	4.71
Quality of playground equipment	25.21% 30	0.84% 1	0.00% 0	0.84% 1	4.20% 5	15.13% 18	11.76% 14	32.77% 39	4.20% 5	5.04% 6	119	4.75
Quality of playground surface	24.58% 29	2.54% 3	0.00% 0	2.54% 3	5.08% 6	19.49% 23	8.47% 10	28.81% 34	2.54% 3	5.93% 7	118	4.54
Overall quality of park areas	11.02% 13	1.69% 2	0.85% 1	3.39% 4	0.85% 1	22.03% 26	12.71% 15	33.05% 39	7.63% 9	6.78% 8	118	5.57

**Q18 Lawns & Trees: Please rate the level of importance regarding homeowner compliance with each of the following "lawn & tree" issues:**

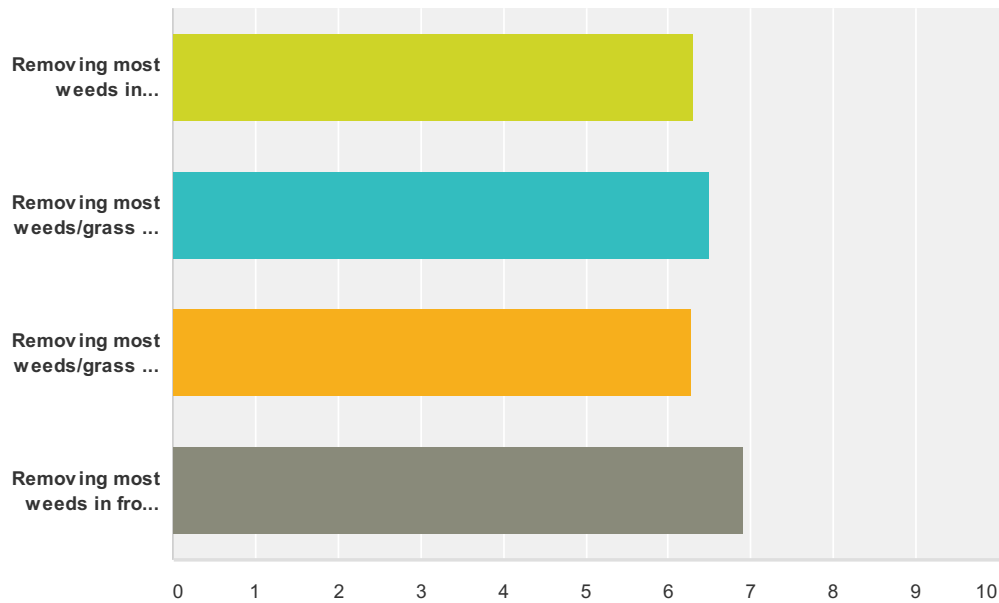
Answered: 114 Skipped: 10



	1Not Important	2	3	4	5Indifferent	6	7	8	9Very Important	Total	Average Rating
Mowed lawns	2.63% 3	0.00% 0	3.51% 4	0.00% 0	6.14% 7	12.28% 14	19.30% 22	17.54% 20	38.60% 44	114	7.40
Removing dead/dying trees	4.39% 5	0.00% 0	2.63% 3	0.88% 1	7.89% 9	13.16% 15	13.16% 15	17.54% 20	40.35% 46	114	7.30
Removing tree stumps	7.02% 8	0.88% 1	5.26% 6	1.75% 2	14.91% 17	8.77% 10	9.65% 11	15.79% 18	35.96% 41	114	6.76
Trimming tree branches (reduce impairment to pedestrian and/or street traffic)	5.26% 6	0.00% 0	1.75% 2	2.63% 3	10.53% 12	15.79% 18	13.16% 15	14.04% 16	36.84% 42	114	7.04

**Q19 Weeds: Please rate the level of importance regarding homeowner compliance with each of the following "weed" issues:**

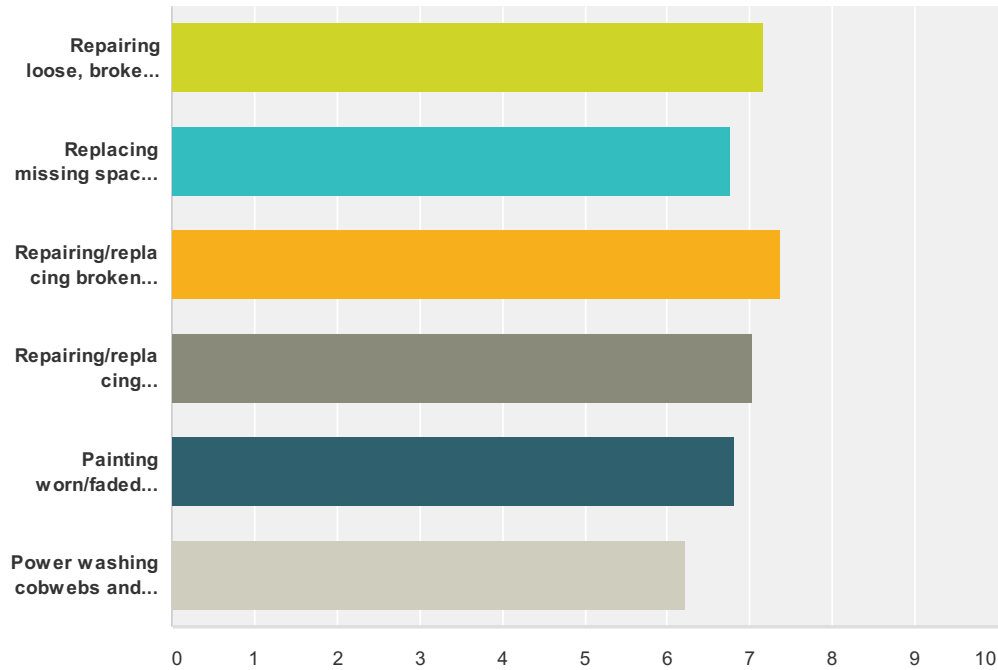
Answered: 112 Skipped: 12



	1Not Important	2	3	4	5Indifferent	6	7	8	9Very Important	Total	Average Rating
Removing most weeds in driveway/sidewalk cracks	8.04% 9	3.57% 4	2.68% 3	4.46% 5	8.04% 9	22.32% 25	16.96% 19	8.04% 9	25.89% 29	112	6.31
Removing most weeds/grass in rockbeds	6.25% 7	4.46% 5	2.68% 3	5.36% 6	5.36% 6	18.75% 21	18.75% 21	10.71% 12	27.68% 31	112	6.50
Removing most weeds/grass in flowerbeds	6.31% 7	5.41% 6	3.60% 4	5.41% 6	9.91% 11	17.12% 19	17.12% 19	9.01% 10	26.13% 29	111	6.29
Removing most weeds in front yards	5.36% 6	1.79% 2	1.79% 2	1.79% 2	8.04% 9	17.86% 20	16.96% 19	13.39% 15	33.04% 37	112	6.92

**Q20 Structure Maintenance: Please rate the level of importance regarding homeowner compliance with each of the following "structural maintenance" issues:**

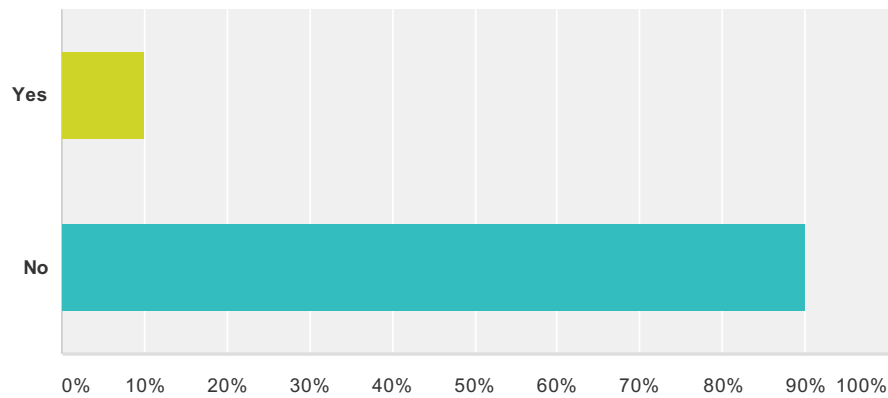
Answered: 113 Skipped: 11



	1Not Important	2	3	4	5Indifferent	6	7	8	9Very Important	Total	Average Rating
Repairing loose, broken or missing fence slats	3.54% 4	0.00% 0	1.77% 2	0.88% 1	6.19% 7	19.47% 22	21.24% 24	14.16% 16	32.74% 37	113	7.17
Replacing missing spacers in fence lines	3.54% 4	0.88% 1	4.42% 5	3.54% 4	10.62% 12	16.81% 19	20.35% 23	11.50% 13	28.32% 32	113	6.76
Repairing/replacing broken windows and storm doors	3.54% 4	0.00% 0	3.54% 4	0.88% 1	8.85% 10	10.62% 12	12.39% 14	17.70% 20	42.48% 48	113	7.36
Repairing/replacing broken/bent garage doors	3.54% 4	0.00% 0	5.31% 6	2.65% 3	10.62% 12	14.16% 16	11.50% 13	15.93% 18	36.28% 41	113	7.03
Painting worn/faded paint on house trimming and porch rails	4.42% 5	1.77% 2	2.65% 3	2.65% 3	15.93% 18	11.50% 13	14.16% 16	15.93% 18	30.97% 35	113	6.81
Power washing cobwebs and dirt off of house siding	7.96% 9	3.54% 4	6.19% 7	2.65% 3	15.93% 18	13.27% 15	10.62% 12	14.16% 16	25.66% 29	113	6.22

**Q21 Were you aware that spacers for fence slats and other parts for your vinyl fence can be purchased at Continental Divide Fence Co (5610 N Pecos St Denver, CO 80221)--a 15 minute drive down I-76 from Belle Creek? (Many homeowners have been frustrated that Home Depot and Lowes do not supply parts for the vinyl fences in Belle Creek. The Board does not endorse Continental Divide's business. Rather, it is simply pointing out the closest retailer to Belle Creek of fence parts compatible with residents' vinyl fences.**

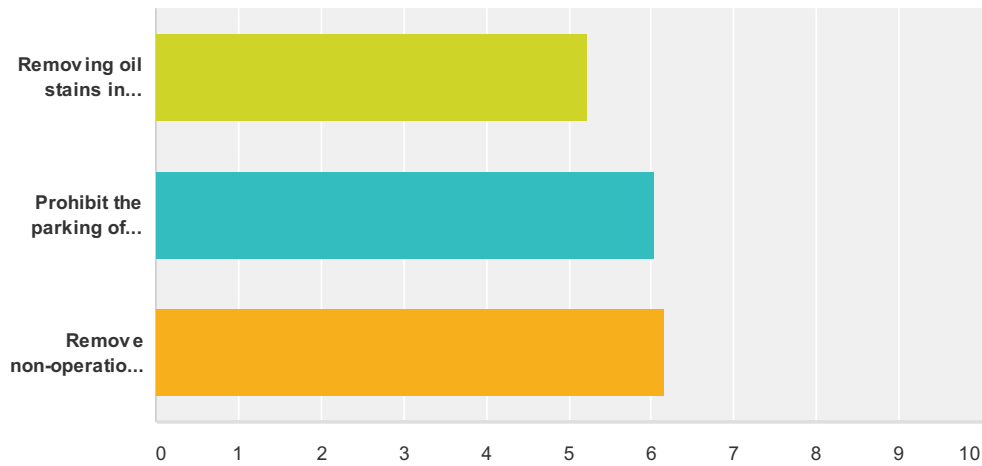
Answered: 110 Skipped: 14



Answer Choices	Responses	
Yes	10.00%	11
No	90.00%	99
<b>Total</b>		<b>110</b>

**Q22 Cars & Trucks: Please rate the level of importance regarding homeowner compliance with each of the following "car & truck" issues:**

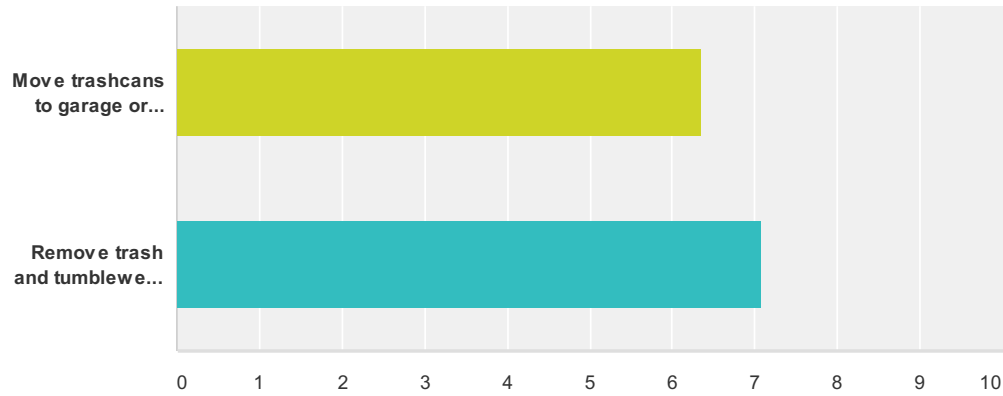
Answered: 113 Skipped: 11



	1Not Important	2	3	4	5Indifferent	6	7	8	9Very Important	Total	Average Rating
Removing oil stains in driveways	17.86% 20	4.46% 5	4.46% 5	4.46% 5	22.32% 25	11.61% 13	11.61% 13	8.93% 10	14.29% 16	112	5.21
Prohibit the parking of trailers and boats in driveways for more than 48 hours	15.93% 18	1.77% 2	6.19% 7	1.77% 2	13.27% 15	8.85% 10	9.73% 11	10.62% 12	31.86% 36	113	6.04
Remove non-operational cars parked in driveways	15.93% 18	2.65% 3	1.77% 2	3.54% 4	15.93% 18	7.96% 9	6.19% 7	10.62% 12	35.40% 40	113	6.15

**Q23 Trash: Please rate the level of importance regarding homeowner compliance with each of the following "trash" issues:**

Answered: 112 Skipped: 12

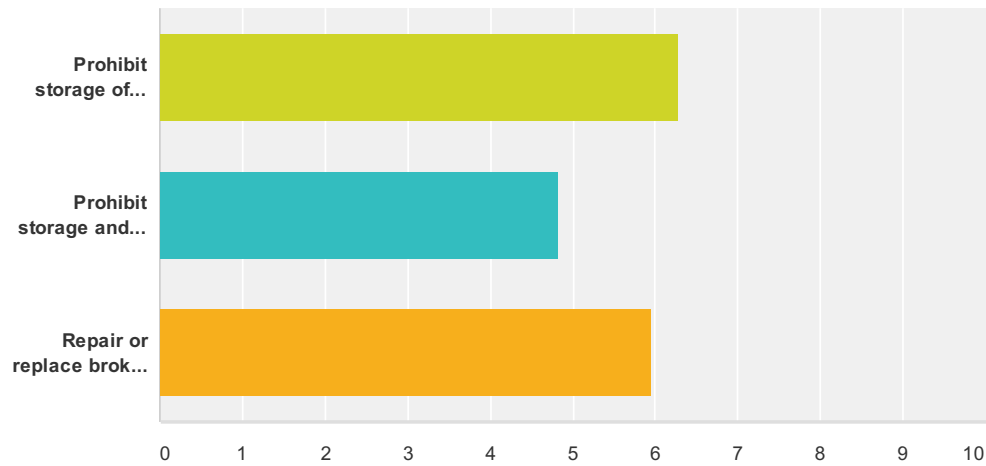


	1Not Important	2	3	4	5Indifferent	6	7	8	9Very Important	Total	Average Rating
Move trashcans to garage or backyard within 24 hours after trash pickup	13.39% 15	1.79% 2	4.46% 5	1.79% 2	9.82% 11	6.25% 7	18.75% 21	14.29% 16	29.46% 33	112	6.35
Remove trash and tumbleweeds in the yard	8.04% 9	1.79% 2	0.89% 1	0.00% 0	7.14% 8	7.14% 8	22.32% 25	15.18% 17	37.50% 42	112	7.08



**Q24 Porch Maintenance: Please rate the level of importance regarding homeowner compliance with each of the following "porch maintenance" issues:**

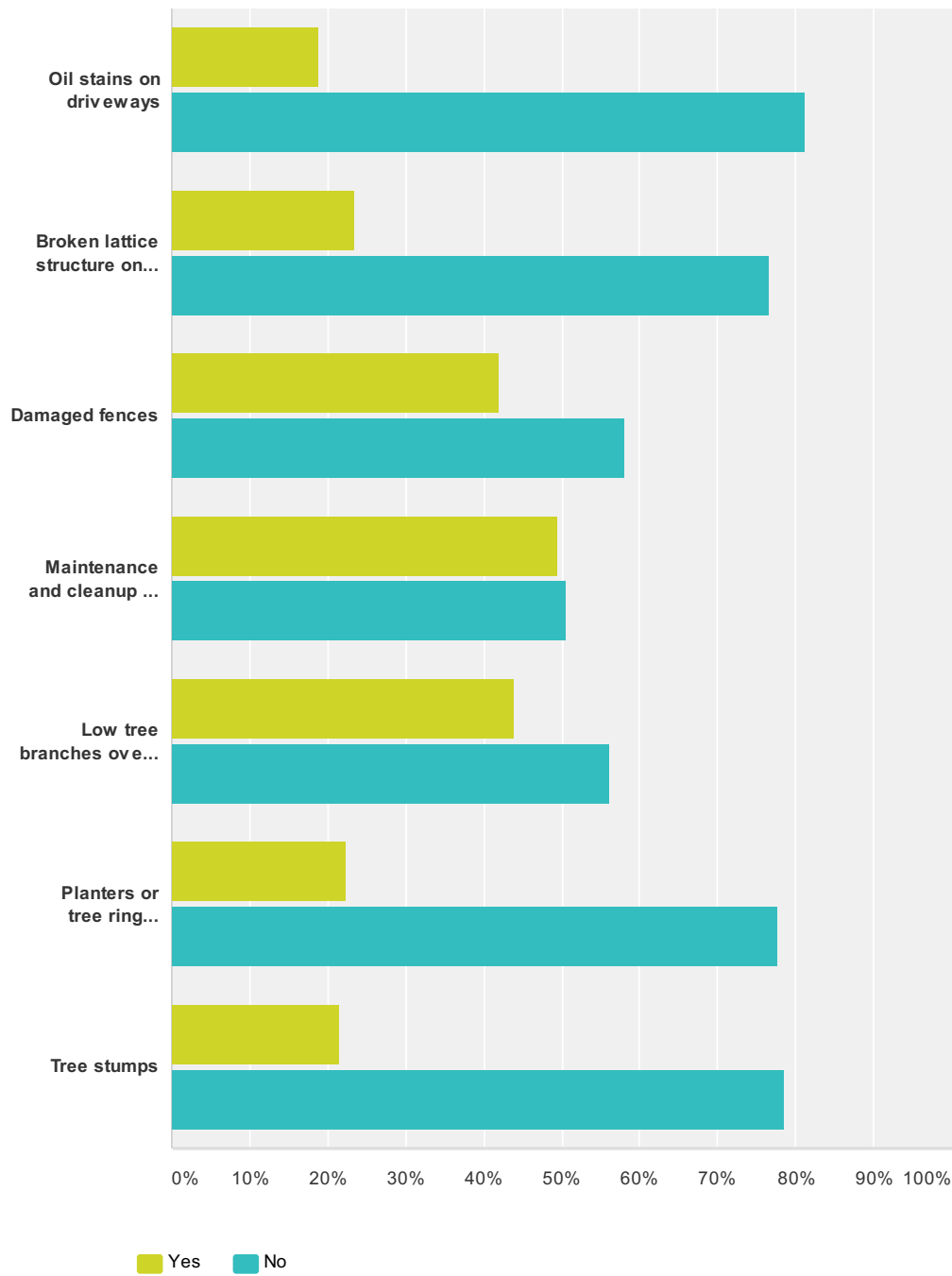
Answered: 113 Skipped: 11



	1Not Important	2	3	4	5Indifferent	6	7	8	9Very Important	Total	Average Rating
Prohibit storage of equipment, and/or boxes on porch	10.62% 12	3.54% 4	4.42% 5	2.65% 3	15.93% 18	4.42% 5	15.04% 17	14.16% 16	29.20% 33	113	6.29
Prohibit storage and locking of bikes on the porch	26.55% 30	7.08% 8	5.31% 6	1.77% 2	19.47% 22	5.31% 6	7.96% 9	5.31% 6	21.24% 24	113	4.82
Repair or replace broken or poorly maintained furnishings on porches (e.g. benches, chairs, etc)	10.62% 12	6.19% 7	1.77% 2	5.31% 6	15.93% 18	11.50% 13	15.93% 18	9.73% 11	23.01% 26	113	5.95

**Q25 Per the Board's current enforcement policy, house painting and landscaping maintenance issues (e.g. weeds, mowing/edging grass, dead trees) are not enforced during the winter months. Please indicate whether you want the following lot maintenance issues enforced during the winter months:**

Answered: 112 Skipped: 12



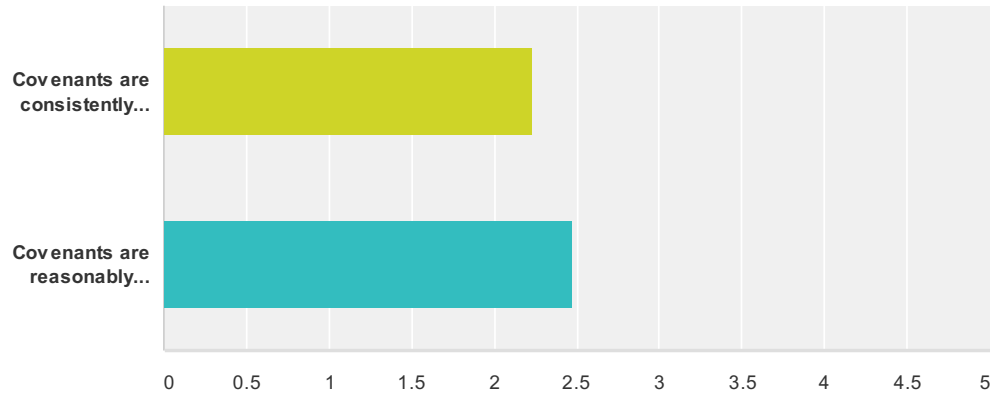
	Yes	No	Total
Oil stains on driveways	18.75% 21	81.25% 91	112

## Belle Creek HOA 2014 Survey

Broken lattice structure on house	<b>23.42%</b> 26	<b>76.58%</b> 85	111
Damaged fences	<b>41.96%</b> 47	<b>58.04%</b> 65	112
Maintenance and cleanup of porches	<b>49.55%</b> 55	<b>50.45%</b> 56	111
Low tree branches over sidewalks	<b>43.75%</b> 49	<b>56.25%</b> 63	112
Planters or tree ring structures in disrepair	<b>22.32%</b> 25	<b>77.68%</b> 87	112
Tree stumps	<b>21.43%</b> 24	<b>78.57%</b> 88	112

**Q26 Please rank the quality of covenant enforcement over the past 12 months.**

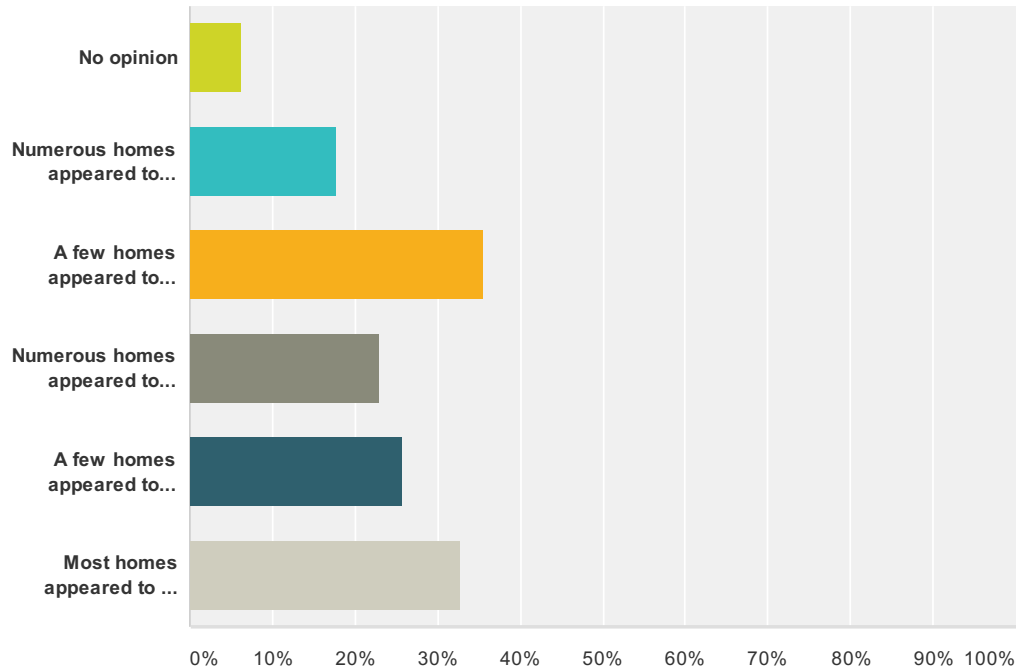
Answered: 113 Skipped: 11



	NoOpinion	StronglyDisagree	(no label)	Neither Agree nor Disagree	(no label)	StronglyAgree	Total	Average Rating
Covenants are consistently enforced throughout the community	8.18% 9	32.73% 36	17.27% 19	21.82% 24	10.00% 11	10.00% 11	110	2.23
Covenants are reasonably enforced throughout the community	6.19% 7	27.43% 31	15.93% 18	20.35% 23	23.89% 27	6.19% 7	113	2.47

**Q27 Please mark all answers that best describe the neighborhood's overall level of compliance with the Belle Creek covenants throughout the past year**

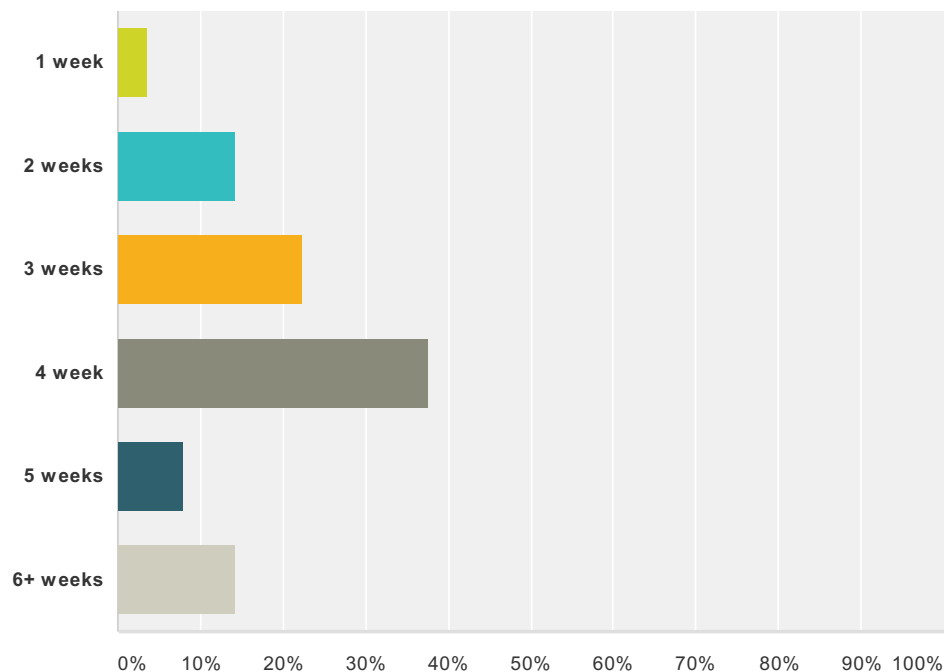
Answered: 113 Skipped: 11



Answer Choices	Responses	
No opinion	6.19%	7
Numerous homes appeared to have serious violations	17.70%	20
A few homes appeared to have serious violations	35.40%	40
Numerous homes appeared to have minor violations	23.01%	26
A few homes appeared to have minor violations	25.66%	29
Most homes appeared to be reasonably in compliance	32.74%	37
Total Respondents: 113		

**Q28 For violations requiring homeowner time and effort to address but minimal cost (e.g. pulling weeds, cleaning oil stains, trimming trees, cleaning up and clearing off porches) how long should the HOA allow such violations to remain unaddressed? (Before responding, consider the reasons homeowners may have for not addressing violation notices immediately such as vacation, out-of-town work assignment, serious illness, serious illness of a family member, etc)**

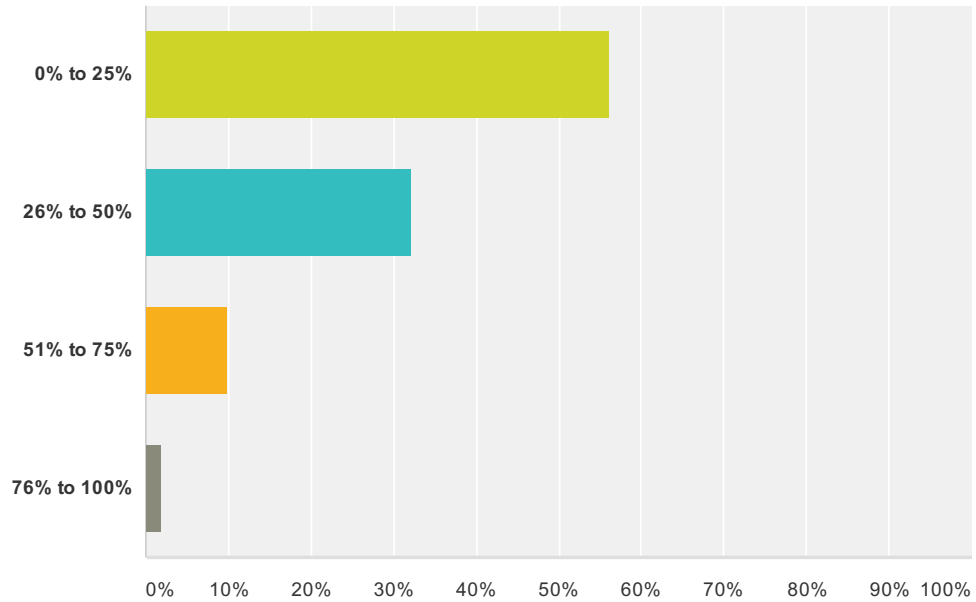
Answered: 112 Skipped: 12



Answer Choices	Responses	
1 week	3.57%	4
2 weeks	14.29%	16
3 weeks	22.32%	25
4 week	37.50%	42
5 weeks	8.04%	9
6+ weeks	14.29%	16
<b>Total</b>		<b>112</b>

**Q29 What % of homes in the neighborhood appear to be in need of repainting?**

Answered: 112 Skipped: 12

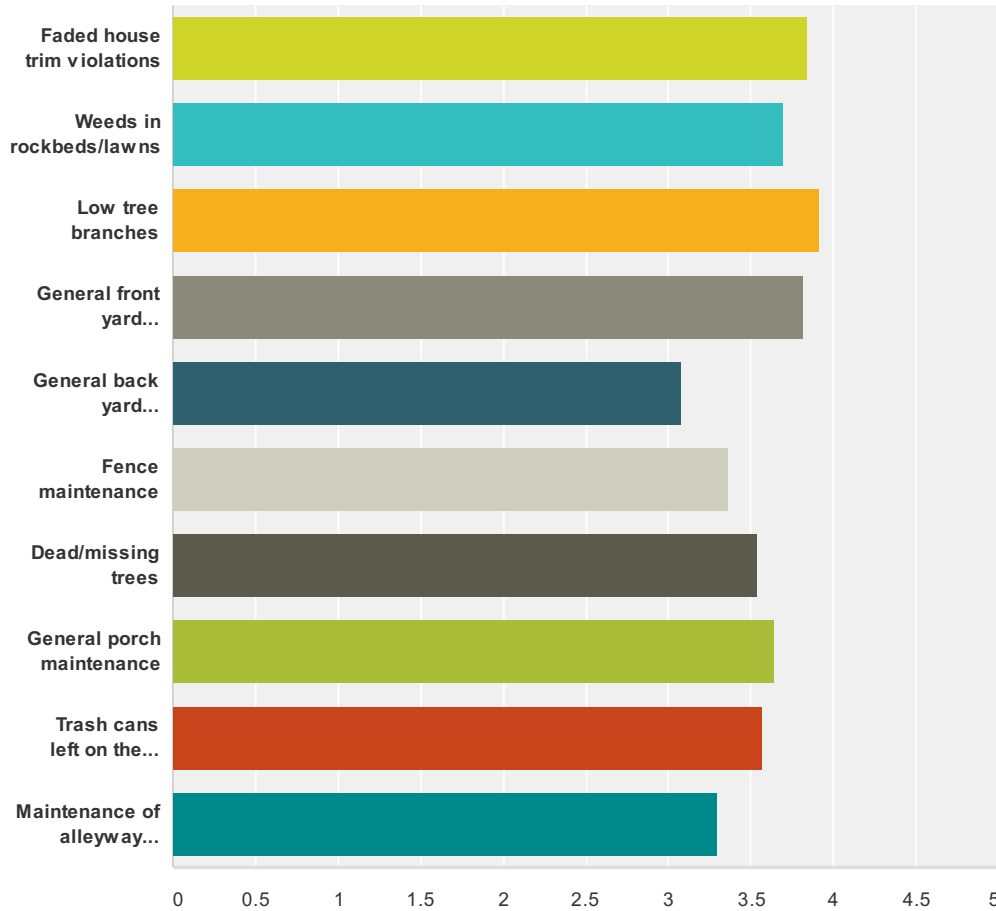


Answer Choices	Responses
0% to 25%	56.25% 63
26% to 50%	32.14% 36
51% to 75%	9.82% 11
76% to 100%	1.79% 2
<b>Total</b>	<b>112</b>

# Belle Creek HOA 2014 Survey

**Q30 For the following covenant enforcement issues, please indicate whether such issues appeared to improve (i.e. violation rate declining), worsen or remain the same in 2013 compared to 2012.**

Answered: 112 Skipped: 12



	No opinion	Worsening	(no label)	No change	(no label)	Improving	Total	Average Rating
Faded house trim violations	18.02% 20	8.11% 9	2.70% 3	30.63% 34	24.32% 27	16.22% 18	111	3.84
Weeds in rockbeds/lawns	18.92% 21	8.11% 9	4.50% 5	32.43% 36	25.23% 28	10.81% 12	111	3.69
Low tree branches	16.96% 19	4.46% 5	2.68% 3	34.82% 39	28.57% 32	12.50% 14	112	3.91
General front yard maintenance	14.29% 16	7.14% 8	5.36% 6	40.18% 45	21.43% 24	11.61% 13	112	3.82
General back yard maintenace	27.93% 31	12.61% 14	5.41% 6	36.94% 41	11.71% 13	5.41% 6	111	3.08
Fence maintenance	20.54% 23	7.14% 8	8.93% 10	45.54% 51	15.18% 17	2.68% 3	112	3.36
Dead/missing trees	20.54% 23	7.14% 8	7.14% 8	35.71% 40	21.43% 24	8.04% 9	112	3.54
General porch maintenance	17.86% 20	6.25% 7	2.68% 3	45.54% 51	22.32% 25	5.36% 6	112	3.64



## Belle Creek HOA 2014 Survey

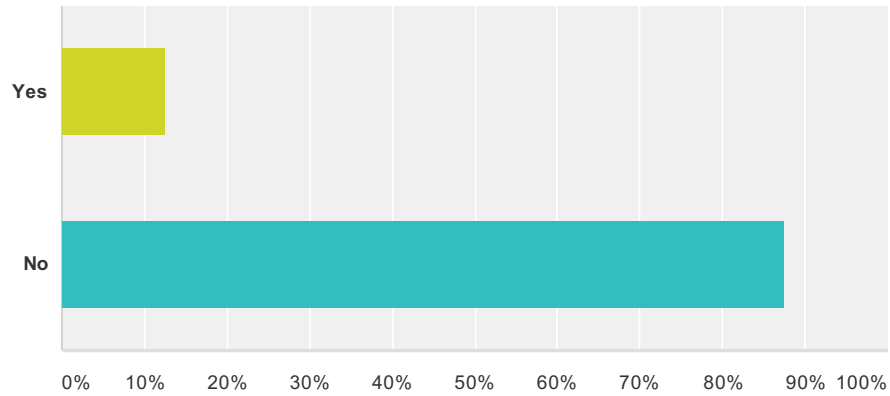
Trash cans left on the street or driveway	<b>16.07%</b> 18	<b>12.50%</b> 14	<b>6.25%</b> 7	<b>35.71%</b> 40	<b>22.32%</b> 25	<b>7.14%</b> 8	112	3.57
Maintenance of alleyway planters/landscaping	<b>25.89%</b> 29	<b>7.14%</b> 8	<b>8.93%</b> 10	<b>33.04%</b> 37	<b>18.75%</b> 21	<b>6.25%</b> 7	112	3.30

**Q31 Please provide in the textbox below any other issues or concerns that you would like to see addressed by your HOA in 2014.**

Answered: 47 Skipped: 77

### Q32 Do you own a business that provides services?

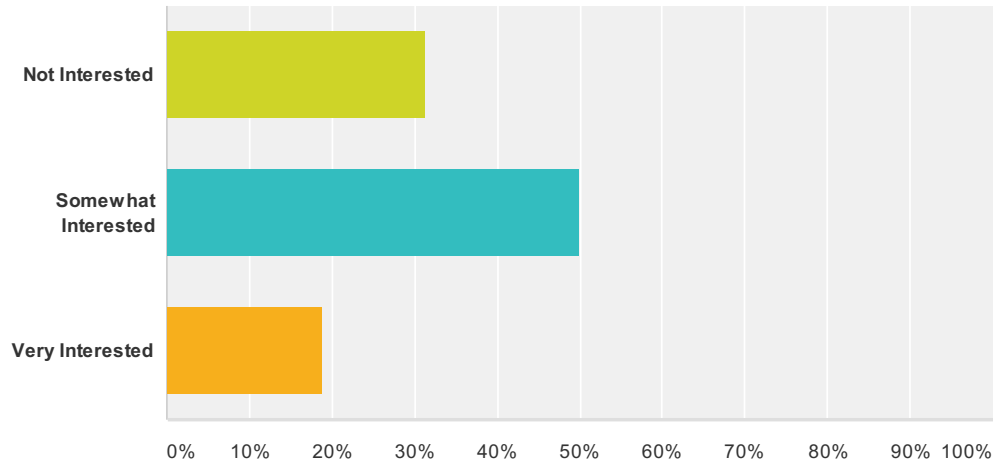
Answered: 112 Skipped: 12



Answer Choices	Responses	
Yes	12.50%	14
No	87.50%	98
<b>Total</b>		<b>112</b>

**Q33 Would you be interested in advertising  
your services through the Belle Creek  
website?**

Answered: 16 Skipped: 108



Answer Choices	Responses	
Not Interested	31.25%	5
Somewhat Interested	50.00%	8
Very Interested	18.75%	3
<b>Total</b>		<b>16</b>

**Q34 What type of services/products would  
you be interested in providing to Belle  
Creek homeowners?**

Answered: 10 Skipped: 114